

Digital Tickets at the Saban Theatre

“AXS Mobile ID”



1) Select ticket delivery

We recommend going digital!

Select “AXS Mobile ID” under “Delivery.”

You can pull up tickets on your phone and skip the will call line!

Click “Continue” at the bottom.

The screenshot shows the AXS mobile app interface. At the top, the AXS logo is on the left and the time "04:46" is on the right. Below the logo is a progress bar with four steps: "SELECT TICKETS" (green), "2 DELIVERY" (blue), "PAYMENT INFO" (grey), and "VERIFY ORDER" (grey). The main content area features a ticket for "Hooray for Holidays!" on "SAT DEC 16, 2023 - 8:00 PM" at "Saban Theatre, Beverly Hills, CA". Under the heading "Standard", there is a section "Select a delivery method". Two options are listed: "AXS Mobile ID - Free (Recommended)" with a radio button selected and a "FREE" price tag, and "Will Call" with a radio button unselected and a "FREE" price tag. Both options have a "See Details" link. To the right of the delivery method selection, there are two "Standard" ticket options, each with a "Change" link. The first option shows "SEC Orch Right", "ROW F", and "SEAT 2". The second option shows "SEC Orch Right", "ROW F", and "SEAT 4". At the bottom right, there is an "Order Summary" table with columns for "Description", "Qty.", "Price", and "Total". The table lists "Advance" with a quantity of 2, a price of \$115.00, and a total of \$230.00. Below this, the "Subtotal" is \$230.00, and the "Facility Fee" is \$10.00.

Digital Tickets at the Saban Theatre

“AXS Mobile ID”



2) Login or Create Account

If you've purchased tickets through AXS before, **login** or click “**Forgot Password?**” to reset your password.

If you haven't used AXS before, click “**Create Account**” and follow the directions*

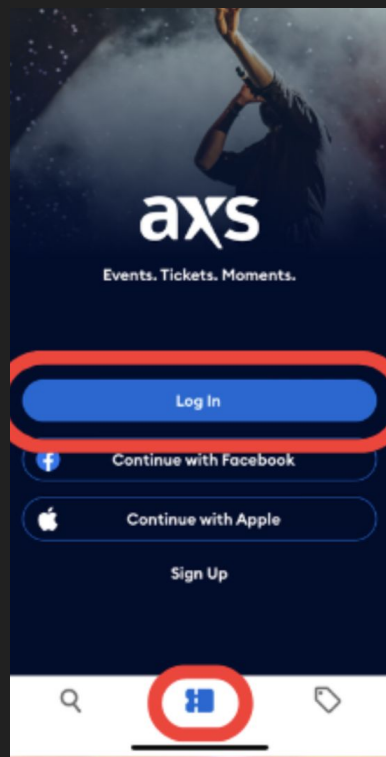
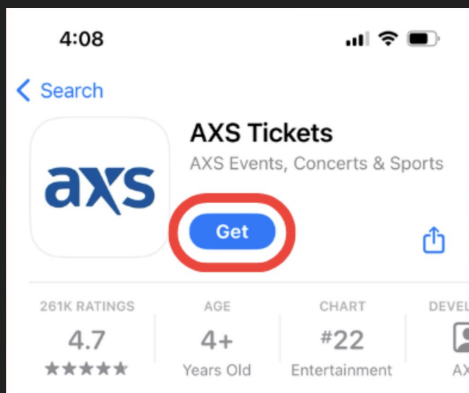
**save your email and password for your AXS account to access your tickets later).*

A screenshot of the AXS mobile app interface. At the top, the AXS logo is on the left, and the event details "SAT DEC 16, 2023 - 8:00 PM" and "Hooray for Holidays! Saban Theatre, Beverly Hills, CA" are on the right. Below this is a "Sign In" section with two buttons: "Sign In" and "Create Account". The "Create Account" button is highlighted with a red border. Below the buttons are two input fields: "Email" and "Password". The "Email" field has a red border and a red error message "Please enter a valid email address" below it. The "Password" field has a red border and a "Forgot Password?" link to its right, which is also highlighted with a red border. Below the password field is a red error message "Your password must have at least 8 characters". At the bottom is a grey "SIGN IN" button.

Digital Tickets at the Saban Theatre

“AXS Mobile ID”

GAY MEN'S
CHORUS OF
LOS ANGELES



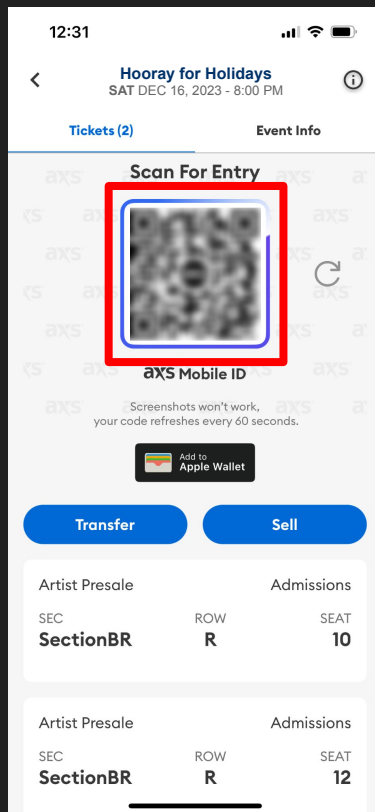
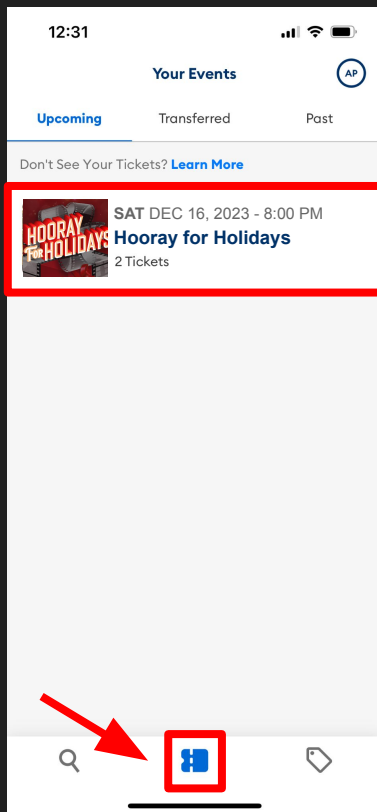
3) Download the “AXS Tickets” App on your phone’s app store

After finishing checkout, get the “AXS Tickets” app and open it: click the **middle button** on the bottom row, shaped like a ticket stub. You’ll be prompted to **login** to the app with your **AXS account/email from Step 6.**

Digital Tickets at the Saban Theatre

“AXS Mobile ID”

GAY MEN'S
CHORUS OF
LOS ANGELES 



4) Open your tickets in the app

Once logged in, **click the middle button** again to pull up your order.

Select the concert and you'll get your unique barcode for entry!

Note: the barcode is live and changes, *screenshots of the barcode are not valid for entry.* You must use the barcode in the AXS app, or add your tickets to your Apple/Google Wallet.